

1:1 BYOI PROGRAM

2025 - Years 3-6



Department of Education

The Department of Education's **ICT Vision for Teaching and Learning in Public Schools 2020-2024** document focuses on every student being an empowered creator and user of technology, and every student's learning is maximised and personalised through technology.

A copy can be found [2020-2024 ICT Vision Document DETWA](#) .

Students

Need to be future-ready as technology rapidly evolves in education and vocation.

Teachers

Need to learn like their students and model collaboration, continuous learning and the acquisition of new skills.

School Leaders

Take responsibility for driving a culture of technological innovation to deliver improved outcomes for every student.



Our Technology Beliefs @ Rivergums Primary School




Creative, Challenging, Collaborative

- Students developing effective technology skills.
- Evidence based teaching and learning practices to develop problem solving and critical thinking using a dynamic tool.
- Cultivate growth mindset that strives to improve teaching and learning through developing targeted, rich and compelling processes.
- Technology experiences to ensure connection with the curriculum and learning, creating, with others.

It is not:

- ✗ Replacing pen and paper, or teaching of correct handwriting skills
- ✗ Impacting on outdoor student activities
- ✗ The only tool used for completing work or assessment



Technical Specifications, Purchasing, Insurance



Device Requirements

To ensure compatibility with the school and classroom needs, we ask that all iPads have the following features:

- Wi-Fi only (no cellular)
- iPad (7th generation minimum), iPad Air/Pro or newer
- iOS13 installed (minimum)
- at least 32gb of data storage (128gb preferred)

- Apple pen (optional, but recommended)
- protective case
- headphones (wireless)

Purchasing

You have many options; the choice is yours. Please follow the above requirements, we recommend +AppleCare and insurance too.

We partner with [Winthrop Australia](#) to enable access to discounted devices, protective cases, an +AppleCare Protection Plan, options for insurance and financing, home delivery of your device and ongoing access to their Service Portal should the device needs repair.

Winthrop provides many different options for purchasing, including bundled packages. Visit [Rivergums @ Winthrop Australia](#) (<https://sales.winaust.com.au/shop/rivergumsp>) to access the purchasing portal.

User Agreements

Parents / Caregivers are required to sign the following agreements:

- Parent BYOi User Agreement via QKR (before school commences in Term 1)
- Third Party User Agreement via weblink (before school commences in Term 1)



Your child is required to sign the following at school, during a series of lessons on eSafety. This will occur in Term 1.

- Student User Agreement



Responsibilities



Parent / Carer responsibilities

1. BYOi meets minimum requirements of school
2. **Parent/Carer User Agreement on QKR signed in Week 1, Term 1**
3. iPad is updated when prompted by Apple
4. School management system - JAMF - is kept on device
5. Content of iPad will be age appropriate EG on camera roll
6. Discuss E-safety with child relating to apps and the internet
7. Support child's use of iPad for learning at school




Student responsibilities

1. Charge iPad each night
2. Bring to school and take home each day
3. **Student User Agreement on Forms signed in Week 1, Term 1**
4. **Follow Clear iPad Use @ RPS poster and teacher instructions**
5. Not use before school, during recess or lunch
6. Not take pictures or videos of people at school without teacher permission – if then, it will be educationally purposeful and permitted
7. Discuss iPad learning and use with parent/carer



Staff responsibilities

1. Ensure BYOi are connected to school management system - JAMF
2. Follow Department of Education ICT & Online policies
3. Provide clear procedure for parents & staff to follow for BYOi workflow through the school
4. Use RPS Digital Technologies Scope & Sequence curriculum to guide use of iPad within teaching and learning
5. Ensure students do not remove their iPad from the classroom during eating times
6. **Provide daily learning opportunities for students with BYOi**



Device Use at School

- Apps provided free via our school device management system, Jamf, after device enrolment. Included are various paid apps researched by staff that link to RPS Digital Technologies Scope & Sequence curriculum.
- School device management system active between 8:15-2:45, Monday – Friday, school terms.
- Do not delete this device management system or student will be disconnected from the BYOi program until it is reinstalled.
- Upon completion of Year 6, or upon leaving the school, student will be removed from school device management system.

What is a school device management system?

Jamf is a software to manage, secure and update a fleet of iPads according to a considered profile (which apps, which wifi, which internet restrictions) in order to make the most of their productivity time and capabilities. Within our school, it helps us keep students safe online.

Australia's eSafety Commissioner

eSafety is part of the Australian Curriculum and their website has valuable information and guidance about keeping children safe online. [Kids | eSafety Commissioner](#)



iMovie




Keynote




Light & Colour



Matter



Seesaw

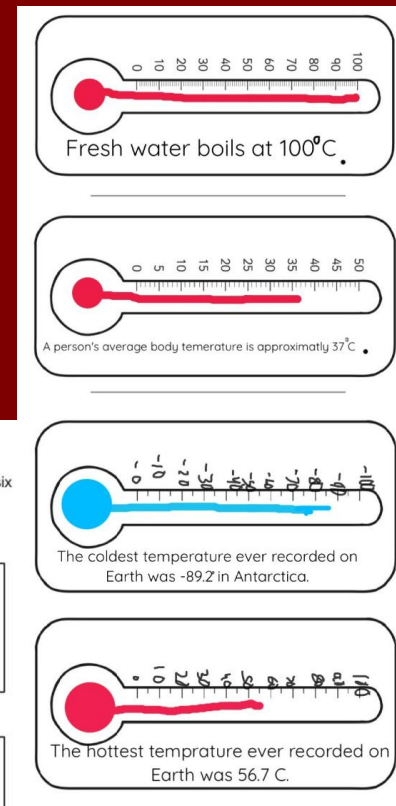


Devices in Action in Year 3 with Mrs Kemp



Utilising the camera app to identify the purpose of an image and inserting from one app into another. Literacy skills via ICT to know when proper nouns are present.

Independent and collaborative learning.




Measuring area using informal units

- Find five objects in your classroom that have an area of six or more sticky notes.
- Draw the object and record the area using sticky notes



Object: **name tag**

Area = **4** sticky notes



Object: **chair**

Area = **11** sticky notes



Object: **ruler**

Area = **2** sticky notes